



BD *Steering Box Support (SBS)*

1994-2002	2500-3500 2WD
1994-2001	1500 2WD











P/N# 1032002

PLEASE READ ALL INSTRUCTIONS BEFORE INSTALLATION

BD ENGINE BRAKE, INC.
Plant Address: A10-33733 King Rd, Abbotsford, BC, Canada V2S 7M9
US Shipping Address: 88-446 Harrison St, Sumas, WA 98295 US Mailing Address: PO Box 231, Sumas, WA 98295
Phone: 604-853-6096 Fax: 604-853-8749 Internet: www.bd-power.com

KIT CONTENTS:

Please check to make sure that you have all the parts listed in this kit **before** you start the disassembly your truck.

DODGE 1994-2002 STEERING BOX SUPPORT (SBS) (BD# 1302002)			
1302002		1302010N	
			
<i>Steering Box Support</i>		<i>Sector Shaft Bolt</i>	
Qty: 1		Qty: 1	
1302017	1040150	1040153	1040152
			
<i>Bearing Assembly</i>	<i>Cap Screw 1/2" x 1 1/2"</i>	<i>Flat Washer</i>	<i>Lock Washer</i>
Qty: 1	Qty: 2	Qty: 2	Qty: 2
1040151	1302020	1302028	1452815
			
<i>1/2" Nut</i>	<i>Thread Lock</i>	<i>Frame Bolt M10 x 1.5" x 35mm</i>	<i>Frame Washer M10</i>
Qty: 2	Qty: 1	Qty: 4	Qty: 4

BD ENGINE BRAKE, INC.

Plant Address: A10-33733 King Rd, Abbotsford, BC, Canada V2S 7M9

US Shipping Address: 88-446 Harrison St, Sumas, WA 98295 US Mailing Address: PO Box 231, Sumas, WA 98295

Phone: 604-853-6096 Fax: 604-853-8749 Internet: www.bd-power.com

Welcome

Thank you for purchasing a BD Steering Box Support. This manual is divided into different areas to assist you with your installation and operation of your steering box support system.

This product is not a replacement for a new steering box and/or ball joints, but it will aid in reducing the stress placed on the steering box and associated wear. All steering components should be checked and replaced if necessary prior to addition of the steering box support.

Installation should occur on a vehicle properly secured to prevent rolling.

Application of lubrication at regular chassis lube intervals will promote bearing life.

THIS PRODUCT IS NOT SAFE TO USE AS A TOWING OR WINCHING ATTACHMENT POINT.

Required Tools

- 15mm, 17mm & 19mm Socket / Wrench
- 1-5/16" and 1-1/4" Socket/Wrench
- 1/8" Allen wrench
- Torque Wrench (40-180 lbs-ft).

Maintenance

Grease bearings at regular oil change intervals for optimal protection of bearing from wear and contamination due to environment.

BD ENGINE BRAKE, INC.

Plant Address: A10-33733 King Rd, Abbotsford, BC, Canada V2S 7M9

US Shipping Address: 88-446 Harrison St, Sumas, WA 98295 US Mailing Address: PO Box 231, Sumas, WA 98295


Phone: 604-853-6096 Fax: 604-853-8749 Internet: www.bd-power.com

INSTALLATION**** CAUTION ****


THE SWAY BAR WILL DROP WHEN BOLTS ARE REMOVED, SO REMOVE WITH CAUTION.

Hold onto or otherwise support sway bar.

Remove four mounting bolts (**15mm**) that secure the sway bar to the frame.



Allow the sway bar to swing down and rest on the steering linkage.



BD ENGINE BRAKE, INC.

Plant Address: A10-33733 King Rd, Abbotsford, BC, Canada V2S 7M9


US Shipping Address: 88-446 Harrison St, Sumas, WA 98295 US Mailing Address: PO Box 231, Sumas, WA 98295

Phone: 604-853-6096 Fax: 604-853-8749 Internet: www.bd-power.com

A **1-5/16"** **socket** will be required to remove the steering box sector shaft bolt with lock washer. Retain the lock washer for re-installation with new nut.



A **1-1/4"** deep socket (**180 lbs-ft**) should be used to install the new sector shaft nut, re-using the stock lock washer.



Slide the support bar into place, where the mounting feet are positioned in between the sway bar mounting and the frame.

When the sway bar is moved into place the large diameter hole on the bearing plate will be approximately centered on the sector shaft nut.



BD ENGINE BRAKE, INC.

Plant Address: A10-33733 King Rd, Abbotsford, BC, Canada V2S 7M9

US Shipping Address: 88-446 Harrison St, Sumas, WA 98295 US Mailing Address: PO Box 231, Sumas, WA 98295

Phone: 604-853-6096 Fax: 604-853-8749 Internet: www.bd-power.com


Apply Loctite. Install (**snug, not tight**) four of the supplied **17mm** bolts with washers to re-secure the sway bar and SBS to the frame, while allowing for final mounting position to be fine tuned.

The bracket is aligned when sector shaft nut is centered in hole.

****It may be necessary to loosen the sway bar end link bolts to ease process. (15mm)*




Install two bolts through the small holes in bearing mounting area, so that the threads are hanging through the bracket.



Install bearing assembly over the sector shaft nut until bearing block comes to rest on the support bracket (noting that the block may not be flat to the mount at this point). With two bolts slid through holes in bearing block. Install lock washer and nut.

Snug but do not tighten.




BD ENGINE BRAKE, INC.

Plant Address: A10-33733 King Rd, Abbotsford, BC, Canada V2S 7M9

US Shipping Address: 88-446 Harrison St, Sumas, WA 98295 US Mailing Address: PO Box 231, Sumas, WA 98295


Phone: 604-853-6096 Fax: 604-853-8749 Internet: www.bd-power.com

Tighten the four sway bar mounting bolts (**17mm**) to **40 lbs-ft.** (as per Dodge's Specification).




Ensure free movement (rotation) of the steering box sector shaft nut. If it is not free moving, then undo the sway bar bolts and readjust.

Tighten bearing with lock washers and nuts. (**19mm**)



Remove the set screws and apply lock tight.

Install and tighten the set screws (3/32" Allen wrench).



Check that the zerk grease fitting is tight.
Use a standard grease gun to apply grease to the bearing.

If you have any technical difficulties, concerns, comments, or complaints, please phone our Technical Support hotline at (800) 887-5030 between 8:30am-5:00pm PST (Pacific Standard Time) Monday to Friday, or post a message on the BD Discussion Forums located at:

<http://forum.bd-power.com/>



Visit our Internet forums at <http://www.dieselperformance.com> and share your comments or technical support questions with some of the industry's leading experts in the diesel field.

BD ENGINE BRAKE, INC.

Plant Address: A10-33733 King Rd, Abbotsford, BC, Canada V2S 7M9

US Shipping Address: 88-446 Harrison St, Sumas, WA 98295 US Mailing Address: PO Box 231, Sumas, WA 98295

Phone: 604-853-6096 Fax: 604-853-8749 Internet: www.bd-power.com